


## UCLA Warner Graduate Art Studio

Uniting Old and New Structures



Originally housed in a converted wallpaper factory, the Warner Graduate Art Studio in Culver City, California was recently renovated and expanded using sustainable materials and adaptive reuse methods.

Within the existing warehouse building, the use of space was optimized to accommodate individual art studios and an open critique area. The expansion provides graduate art students with additional studio, lab, and classroom spaces, production yards, a garden, and a gallery open to the public.

Led by Los Angeles architecture firm [Johnston Marklee](#), the new studio campus was designed for LEED Gold certification and followed basic sustainable strategies, uniting existing structures with the new - indoors and outdoors.

One of the primary goals for this renovation project was to bring natural lighting into the studio and exhibition spaces while still considering energy efficient improvements. Johnston Marklee reached out to [Duo-Gard Industries](#) for their expertise and worked with their experienced team to get a daylighting system designed, specified, bid, and installed.



The daylighting system used was Duo-Gard's Series 3600 Sloped Glazing system. Combining natural light, design versatility, and high performance, the three custom skylights that were installed were glazed with 25mm multiwall polycarbonate clear panels.

For enhanced light diffusion and increased performance values, the panels on one of the gable-ends of each skylight were filled with Lumira® aerogel. The exposed wood roof structure capitalizes on daylighting with the use of these sunlight diffusing polycarbonate panels.



With Lumira® aerogel daylighting systems, architects and building designers can incorporate more daylighting solutions into their design without sacrificing, but rather improving thermal efficiency, occupant comfort, and workplace/educational productivity.

When it comes to meeting today's strict energy and building code requirements, these benefits can meet a variety of design challenges. Duo-Gard's collaboration with the architect in the design phase greatly contributed to the success of the project.


## Featured Product

CoverLite® 25mm 2UV 3-Wall  
Polycarbonate Sheet

This multiwall polycarbonate product combines high light transmission and good thermal insulation in a lightweight yet durable sheet.

Featuring three walls and two 'air-trapping' layers, the sheet's triple-wall structure increases its thermal insulation properties and its durability to withstand higher wind and snow loads.

The two-sided ultraviolet (UV) protection provides excellent weather resistance and eliminates accidentally installing the sheet with the unprotected side facing outward.



From skylights to pool covers to partition walls, AmeriLux is here to help you find the right glazing product for your next project.

[Click to ask a Tech Expert](#)

## DIY Tip of the Month

Using Polycarbonate Profiles in your Backyard Project



Using polycarbonate U- and H-profiles can help achieve a finished and professional look for your multiwall polycarbonate project. A polycarbonate U-profile is used to cap off the top and

bottom of a multiwall sheet, while an H-profile is used to join two multiwall sheets together.

When it comes to installing multiwall polycarbonate, these profiles are the easiest way to ensure a clean structure long-term, especially outdoors. The profiles prevent dust, bugs, and moisture from entering the flutes of the polycarbonate sheet.

- Pergola
- Canopy
- Gazebo
- Pool enclosure
- Storage shed



If you're interested in using polycarbonate profiles for your

## Frequently Asked Polycarbonate Question

**Q:** How can I get the H- or U-profile to slide onto the multiwall polycarbonate sheet?

**A:** Try rubbing a bar of hand soap or squirt mild liquid dish detergent on the edge of the sheet. After the profile has been installed, use a soft, wet cloth to remove any excess soap. A putty knife may also be used to gently pry open the profile.




[More FAQs](#)

next project, call 888.602.4441 or [click here](#) to speak with an A-Team member.

## The Art of Light Diffusion


### Direct vs. Diffused Light

What's the difference?




#### Direct Light

Direct light is intense, bright light from a single source in one direction



#### Diffused Light

Diffused light is a soft light with neither the intensity nor glare of direct light



#### Benefits of Diffused Light

- Increases plant energy production
- Distributes light evenly
- Reduces plant stress
- Light reaches beyond upper canopy
- Scatters light in many directions
- Eliminates deep shadows and hot spots
- Increases crop yield
- Eliminates leaf burn
- Comfortable greenhouse environment

LEXAN™ THERMOCLEAR™ Softlite multiwall polycarbonate and LEXAN™ Softlite corrugated sheets provide **100% light diffusion**

[Click to Learn More](#)

## Links of Interest

- [Modern cabin at the foothills of the Cascade Mountains features adjacent studio space with polycarbonate wall for plenty of natural light](#)
- [Office lighting experiment suggests that workers sleep longer and perform better on cognitive tests when exposed to daylight](#)
- [Translucent fabrication shed provides a flexible workshop-storage space featuring polycarbonate](#)

## Company Highlights

### Meet the A-Team

#### Employee Spotlight | Megan Callies

Looking for a big change and a new challenge, Megan joined the AmeriLux International Customer Relations Team this past fall. "After some research on the company, I loved the core values," explained Megan. "AmeriLux looked like something I wanted to be a part of."

As an Account Representative, Megan's main focus is working with customers in the horticultural market. This includes daily interactions, providing quotes, and processing sales orders. Megan said her greatest challenge has been learning a whole new industry. But, at the same time, her new role provides an opportunity for growth and allows her to learn something new every day.



*"My favorite part of my role so far is being part of the*

When asked what makes for a great customer service experience, Megan replied, "I think clear, concise, honest, and positive communication makes for a great customer experience. With each interaction, I try to ensure my customer leaves with a smile."

*Customer Relations  
team. This is the  
best group I could  
ask to work with."*

---

## Don't Judge People on Their Worst Moments



### How We Succeed At AmeriLux

At AmeriLux, we strive to live up to our values and embed them in everyday decisions. We know that people - our team members, customers, and partners - are at the heart of our business. During these uncertain times, it is more important than ever to choose understanding and kindness in our interactions.

*"We value, respect, and honor the dignity of all who come in contact with us. In the pursuit of excellence, we never lose our human compassion. We believe in human potential and invest in helping people grow into the best versions of themselves."*

AmeriLux International | AmeriLux Logistics  
Phone: 920.336.9300  
Email: [info@ameriluxinternational.com](mailto:info@ameriluxinternational.com)  
Website: [www.ameriluxinternational.com](http://www.ameriluxinternational.com)

